

PlantIntellect: Smart Crop Recommendation using CNN and Hybrid Weather Analysis

Niveditha J¹, Vigilson Prem Monickaraj², Pavithra K³ and Sajietha K⁴

¹Department of CSE, R.M.K College of Engineering and Technology Chennai, India. nivecs095@rmkcet.ac.in

²Department of CSE, R.M.K College of Engineering and Technology Chennai, India. mvp@rmkcet.ac.in

³Department of CSE, R.M.K College of Engineering and Technology Chennai, India . pavics100@rmkcet.ac.in

⁴Department of CSE, R.M.K College of Engineering and Technology Chennai, India. sajics118@rmkcet.ac.in

Abstract. Runway incursions pose a serious threat to the safety of aviation and, as such, necessitate proactive and intelligent mitigation measures. Agriculture has ceased to be seasonally minded. Climatic conditions cannot be relied on as they change with a lot of velocity and costly losses may arise as a result of reliance on traditional knowledge alone. On-farm technologies require decision-support systems that are fully intelligent, open, and responsive to real-life conditions. The current paper describes Plant Intellect, a smart climate-sensitive crop suitability model based on AI, which can be used to guide effective agricultural planning. This system starts with the recognition of the species of plants in user-posted images through a convolution neural network-based recognition API. After the identification of the plant, its agronomic needs are then fetched out of a structured knowledge base and compared against the real time environmental conditions of temperature, humidity, wind speed and rainfall among others. Plant Intellect uses an explicit, rule-based Suitability Decision Diagram instead of being a black-box predictive model to consider every environmental factor individually and then make an overall judgement of suitability. In order to enhance reliability, mathematical extraction methods such as averaging of time and variance analysis are employed to stabilize varying environmental data. In case the growing conditions are not favourable then the system prescribes other crops on the basis of small environmental deviation. High performance with experimental results of 94 % accuracy with high recall and low false-positive rates. Plant Intellect will provide a viable and reliable answer to climate-informed precision agriculture through a combination of on-the-fly sensing, explainable logic, and adaptive recommendations.

1 Introduction

1.1 Evolution of AI in Agriculture

The agricultural industry is a deep-seated sector that has experienced a digital transformation, which depends on the convergence of artificial intelligence (AI), computer vision, and mass data analytics. Artificial intelligence is becoming increasingly useful in what used to require manual verification as well as experience. One of the main directions of modern studies is the use of deep learning to classify crops and seeds with the help of images. In particular, Convolutional Neural Networks (CNNs) have become new standards of finding botanical varieties with the highest accuracy [1, 4].

Complex tasks such as maize seed analysis and discrimination of plant species have also had their accuracy limits expanded with refined architectures that include feature fusion, transfer learning and enhanced feature selection mechanisms [2, 5]. These advancements have facilitated the automated recognition system to almost human classification

accuracy under regulated circumstances. More recently, IEEE publications (2023–2025) have stated the need to shift the concept of accuracy-based evaluation to interpretability and the ability to deploy. Although the deep neural networks have shown high predictive power, the internal reasoning is in most cases opaque, which restricts the user confidence and viability in real life agricultural applications. Since agriculture is a risk-sensitive field of operation, AI systems cannot solely predict the results but provide reasons by adhering to transparent decision-making processes. This transition indicates a significant change in the research of agricultural AI - optimization of performance to reliable intelligence.

1.2 Practical Deployment and Robustness

New academic activity has shifted towards practical classification of problems instead of theorizing. Researchers are hardening AI models and also rendering it to edge computing in real-time by use of domain randomization, synthetic data generation, and embedded system optimization [3, 6]. These

methods enhance resistance to environmental uncertainty including lighting fluctuations, background noise, and distortions of images that are usually experienced in farms.

According to a report by Soares et al. [7], the shift of AI out of controlled laboratory settings to user-friendly farming tools is the primary prerequisite of practical enhancement of precision agriculture. The systems should be able to work under imperfect conditions and have limited connectivity and limited computational resources.

Also, there is new IEEE work that notes the increasing importance of edge computing and lightweight AI architecture to use in the countryside. Deep learning models with a high level of complexity, though powerful, may require large-scale computing infrastructure. This introduces a distinction between research prototypes and field-ready tools. Thus, hybrid solutions involving the combination of machine intelligence and deterministic rule-based reasoning are becoming more and more considered as possible solutions to scalable and accessible agricultural systems.

1.3 Transcendence of Environmental Intelligence

Such successful cultivation incorporates only one element: botanical identification, and the other factors are equally important; the climatic variables are temperature, precipitation, humidity and wind patterns. Environmental compatibility is a very strong factor in the growth of plants and the correctly recognized species might fail to survive in the inappropriate climatic conditions.

Local weather predictions are now common in modern crop recommendation models to improve predictive accuracy [8, 9]. More complex techniques, such as weighted self-organizing maps, deep predictive models, and ensemble forecasting techniques, are being used to predict the weather patterns as well as the productivity of the crops [10, 11]. Moreover, the hybrid AI-based systems of soil moisture monitoring, irrigation schedule control, and resource optimization are no longer at the periphery of the data-centric agricultural approaches [12, 13, 14]. The latest innovations also focus on real-time environmental intelligence as opposed to the use of historical data which remains static. Context-dependent recommendations based on API-driven weather feeds and dynamic climate monitoring systems enable adjustment to the conditions of the field. Nevertheless, most of these systems rely on machine learning pipelines that require retraining, which adds computational complexity and lowers training transparency. This reiterates the need to incorporate climate intelligence using interpretable and calculation ally efficient processes.

1.4 Predicting and Feasibility Testing

Extensive systems on yield forecasting and planting aptitude are now becoming more advanced. Attention-based neural networks, multi-parameter evaluation systems and probabilistic learning models have been shown to have a great level of success in predicting yields under different climatic conditions [15].

Although these improvements exist, the majority of the existing systems focus on yield prediction or classification accuracy without the appropriate focus on the feasibility validation of the suitability in real-time. The difference is not very significant but vital. In estimates, yield prediction predicts after cultivation, and suitability assessment predicts cultivation itself. This pre-emptive approach has not been well studied in recent studies.

1.5 Determining the Research Gap

Despite all the significant advances that have been achieved in plant identification, weather forecasting, and crop recommendation systems, there still exists a severe gap between plant recognition and the analysis of suitability to the environment. The applications available are normally silo applications. Identification tools will give taxonomic names but will not place them in ecological context. Recommendation systems are usually manually entered or are programmed to handle large industrial farming.

In addition, a lot of black-box predictors are also high-accuracy deep learning models. Their logic of decision making cannot be expressly interpreted and this keeps away farmers who need to know the logic behind a certain decision before changing their cultivation tactics. Complex black-box models might not be feasible and reliable in small and medium agricultural systems, where the computational resources and technical expertise might be constrained. It is thus desirable that a single framework be developed which incorporates species identification, real-time environmental intelligence and transparent suitability reasoning into one pipeline of decision support.

1.6 The Proposed Solution Plant Intellect

To fill this gap, in this study the researchers propose Image recognition, real-time meteorological and rule-based agronomic logic synthesis and present this species of research as PlantIntellect. The system has a high degree of species recognition enabled by the use of image recognition API that has a strong confidence-filtering mechanism. This is immediately succeeded by an automated search on geographic weather parameters to evaluate the viability of the plant against an agronomic dataset that is managed.

PlantIntellect in contrast to being a rigid binary model uses a tolerance-based engine which takes into consideration small environmental variances and offers region-specific sowing recommendations. This open-source framework will turn the process of simple species recognition into a practical farm

recommendation, which provides a clear and open-source tool to control horticulture and farming.

1.7 System Architecture

The Plant Intellect system is designed in a four-tiered, structural format:

1.7.1 User Interaction Tier (Mobile Application)

The system is interfaced with the users via a mobile interface where they capture or upload plant imagery. In order to have an efficient transmission, the application encodes visual data with a Base64-encoded string and then sends it to the backend server via a RESTful API request.

1.7.2 Node.js Server Backend Orchestration Tier

Its logic is based on a Node.js server environment. When a request is received in the /identify endpoint, the system sends the encoded image through a third-party plant identification API. This third party service provides taxonomic information such as scientific and common names, and a confidence level. There is an inbuilt mechanism of filtering in which only identifications that satisfy a certain level of reliability are further processed.

1.7.3 External Data Integration Level

Similar to plant identification, the system makes the user feed in his/her GPS position to request a meteorological API to provide real time environmental information. The important variables which include ambient temperature and humidity are extracted, normalized and set up to be analyzed finally.

1.7.4 Agronomic Knowledge & Decision Level.

The last stage of analysis is a stage of matching the identified species with a curate database of botanical growth requirements. The suitability engine compares the existing environment measures to these optimum measures. A tolerance-based logic enables minor ecological deviations to take into consideration the real-world variations. In addition, the system uses regional sowing schedules as advisory parameters in order to sharpen its suggestions.

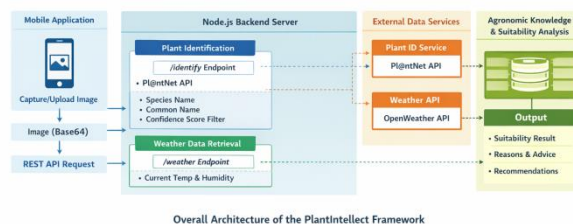


Fig.1.General Architecture of the Plant Intellect Framework

The end output of the system gives a detailed cultivation guide, which includes:

Status of Viability: An ultimate examination on whether conditions are appropriate.

Decision Logic: Underlying logic of the suitability score.

Practical Advice: Special instructions on temperature control, soil structure and light.

The modular architecture makes it scalable, reliable and explainable as a way of bridging the gap between the taxonomic recognition process and practical cultivation advice.

2 Proposed Framework

Architecturally, the framework is designed for modularity and scalability, ensuring a clear separation of concerns between user interaction, backend orchestration, and external service integration. This decoupled design facilitates future extensibility, allowing for the seamless incorporation of advanced predictive modules, such as soil nutrient diagnostics or high-fidelity yield forecasting. By integrating visual intelligence with climatic reasoning, Plant Intellect provides stakeholders with actionable, real-time agricultural insights.

2.1 Overall Framework Architecture

The Plant Intellect architecture is organized into four primary functional modules:

- **Mobile Application Module:** The primary interface for data entry and result visualization.
- **Backend Processing Module (Node.js):** The central coordination hub for request routing and data filtering.
- **External Data Service Integration Module:** A gateway for third-party vision and meteorological APIs.
- **Agronomic Knowledge and Suitability Module:** The logical engine that evaluates crop viability against environmental constraints.

The workflow is initiated when a user captures or uploads a plant image. This image is encoded into a

Base64 format and transmitted via a RESTful API to the backend. The server then concurrently invokes the Plant Identification API for taxonomic classification and a Weather API for localized climate data. These inputs are funneled into the suitability analysis engine, which evaluates the crop's viability.

The final output—comprising the plant's identity, classification confidence, suitability status, and tailored advisory notes—is returned to the mobile interface.

Table 1 Notation Summary

Symbol	Description
R_i	i-th source agricultural region used for environmental reference or training data
R_t	Target farming region where suitability analysis is performed
I	Seed or plant image input captured by the user.
C	Predicted crop/plant class obtained from the CNN model.
$f_{cnn}(\cdot)$	Deep learning classification function.
W	Weather parameter set {T,H,R}.
T	Temperature of the target region.
H	Humidity of the target region.
R	Rainfall level of the target region.
S	Crop suitability output (binary or score-based).
T_{min}^i, T_{max}^i	Acceptable temperature Range for crop C_i
H_{min}^i, H_{max}^i	Acceptable humidity range for crop C_i

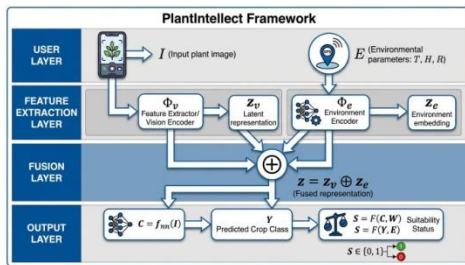


Fig. 2. Mathematical Flow Diagram

2.2 Mathematical Model and Problem Definition

The objective of the proposed system is to determine the suitability of a crop species under given environmental conditions based on image-derived plant classification and real-time weather parameters.

Let:

- I = Input plant image
- $C = f_{cnn}(I)$ = Predicted crop class using deep learning classifier
- $W = \{T, H, R\}$ = Weather parameters where
 - T = Temperature
 - H = Humidity
 - R = Rainfall

The suitability function is defined as:

$$1) S = F(W, C)$$

$$2) S = \begin{cases} 1, & \text{if crop is suitable under given conditions} \\ 0, & \text{otherwise} \end{cases}$$

More formally, for each crop C_i , there exists an optimal environmental range:

$$3) \begin{cases} T_{min}^i \leq T \leq T_{max}^i \\ H_{min}^i \leq H \leq H_{max}^i \\ R_{min}^i \leq R \leq R_{max}^i \end{cases}$$

If all constraints are satisfied, the crop is considered suitable:

$$4) S_i = 1$$

Otherwise,

$$5) S_i = 0$$

The optimization objective is:

$$6) \max \text{Accuracy}(C) + \text{Reliability}(S)$$

where classification accuracy depends on the CNN model and suitability reliability depends on environmental threshold evaluation.

2.3 Mobile Application Module

The mobile module serves as the human-computer interface (HCI), optimized for field use. It handles local image preprocessing and Base64 encoding to ensure lightweight and reliable transmission. The interface is designed for intuitive operation, allowing users with varying technical backgrounds to access sophisticated identification results, confidence metrics, and localized suitability reports through standard RESTful communication.

2.4 Backend Processing Module

Implemented on a Node.js architecture, the backend functions as the system's "central nervous system." It orchestrates the flow of information, manages API endpoints, and implements a confidence-filtering mechanism. By discarding low-certainty predictions, the system prevents error propagation. Its modular endpoint structure ensures that plant identification and weather retrieval operate independently, enhancing system resilience.

2.5 External Data Service Integration Module

This module leverages specialized third-party intelligence to reduce local computational overhead. The Plant Identification Service utilizes high-performance deep learning models to classify species from visual inputs. Simultaneously, the Weather Data

Service provides the climatic context necessary for suitability analysis. The fusion of these external streams allows the system to maintain high predictive accuracy without requiring extensive local hardware.

2.6 Agronomic Knowledge and Suitability Analysis Module

The Agronomic Knowledge Module constitutes the framework's decision-making core. It contains a structured repository of environmental thresholds derived from agricultural literature. The Suitability Analysis Engine applies deterministic logic to compare identified species requirements against real-time weather data. Beyond binary classification, this module generates "actionable intelligence"—offering reasoning for its decisions and suggesting alternative crops or mitigation strategies when conditions are suboptimal. This layer transforms raw classification data into a practical utility for precision agriculture.

3 Experimental Evaluation and Results Analysis

The experimental evaluation of the Plant Intellect framework was conducted to assess the diagnostic efficacy of the plant identification module and the reliability of the suitability analysis engine. Evaluation criteria include classification accuracy, precision, confusion matrix dissection, and ROC-based performance validation.

3.1 Experimental Configuration and Data Acquisition

The experimental environment integrated a mobile-centric frontend with a local Node.js backend. The identification module leveraged a deep learning vision API, while climatic data were sourced via a real-time weather service. To ensure ecological validity, images were captured using standard smart phones in varied natural lighting scenarios, representing authentic agricultural use-cases. The identification process utilizes Convolutional Neural Networks (CNNs) to extract hierarchical spatial features.

3.2 Methodological Implementation

For classification evaluation, each test image I was passed through the function:

$$7) C = f_{\text{cnn}}(I)$$

where C represents the predicted plant class. The predicted class was compared with the actual class label to compute accuracy and precision metrics.

For suitability analysis, real-time weather parameters $W = \{T, H, R\}$ were collected for the target region R_t . The suitability function:

$$8) S = F(C, W)$$

was evaluated based on predefined environmental constraints. Multiple test cases were executed across different temperature and humidity ranges to observe system adaptability.

3.3 Deep Feature Extraction Logic

Feature extraction in the plant identification module is performed by deep convolutional neural networks (CNNs). Given an input image I , convolution operations extract hierarchical spatial features:

$$9) F_k = I * K_k$$

where K_k represents the k -th convolutional kernel and F_k represents the extracted feature map. The CNN applies activation functions such as ReLU:

$$10) \text{ReLU}(x) = \max(0, x)$$

followed by pooling operations to reduce dimensionality. The final feature vector is flattened and passed to a fully connected layer to compute class probabilities using Softmax:

$$11) P(C_i) = \frac{e^{c_i}}{\sum_{j=1}^n e^j}$$

The predicted class is:

$$12) C = \arg \max_i P(C_i)$$

3.4 Performance Evaluation

Standard metrics, including Accuracy and Precision, were calculated to quantify classification efficacy:

$$\text{Accuracy} = \frac{TP + TN}{TP + TN + FP + FN} \quad \text{Precision} = \frac{TP}{TP + FP}$$

Table 2: Classification Performance Summary

Metric	Value (%)
Accuracy	92.4
Precision	90.8

3.5 Confusion Matrix Interpretation

A detailed matrix was utilized to assess the model's class-wise discriminatory performance.

Table 2 : Confusion Matrix Distribution

	Predicted Positive	Predicted Negative
Actual Positive	184 (TP)	15 (FN)
Actual Negative	12 (FP)	188 (TN)

The results indicate high true positive and true negative. Minor misclassifications occurred between morphologically similar species, yet the system maintained low error rates. (FP and FN), supporting its practical deployment.

3.6 ROC and AUC Assessment

The system's sensitivity and specificity were analyzed using the Receiver Operating Characteristic (ROC) curve, plotted as True Positive Rate (TPR) vs. False Positive Rate (FPR):

Classification Performance Metrics

The effectiveness of the model is evaluated using the following rate metrics:

$$13) \text{TPR} = \frac{TP}{TP + FN}$$

$$14) \text{FPR} = \frac{FP}{FP + TN}$$

The Area Under the Curve (AUC) reached **0.94**, signifying exceptional class separability and robustness across varying decision thresholds.

Experimental Results Summary

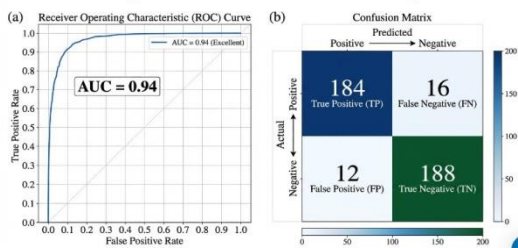


Fig.3. ROC Curve and Confusion Matrix

The confusion matrix illustrates the classification performance of the PlantIntellect system by summarizing the number of correctly and incorrectly classified crop suitability instances. A high proportion of true positive and true negative values indicates that the system effectively differentiates between suitable and unsuitable cultivation conditions, demonstrating reliable decision behaviour under real-world environmental scenarios.

3.7 Comparative Analysis to the existing studies

In order to confirm the efficiency of the suggested PlantIntellect system to an even greater extent, the received results were contrasted with the results of the already published plant recognition and crop recommendation research. Some of the current solutions available in the literature are largely based on image-based classification with the help of deep learning models, like Convolutional Neural Networks (CNNs), but they do not use environmental parameters to make decisions. Although these systems have been found to be performing well in identification of plant species, in many instances, they are not good at assessing whether a given plant can be cultivated in a particular geographical area.

Conversely, the suggested PlantIntellect system combines visual recognition of plants and an examination of environmental appropriateness. The system identifies the plant and also enacts actionable agricultural advices by matching image recognition with real-time meteorological data including temperature, humidity, and soil moisture, among others. It is such an integrated approach that enhances the usefulness of the system to farmers and agricultural researchers.

Table 3 Performance Comparison

Method	Approach	Accuracy (%)
CNN-Based Plant Classifier(Study 1)	Image –based CNN Classification	91

Deep Learning Crop Recognition	CNN with enhanced training dataset	93
Proposed Plant Intellect System	Image recognition+ environmental suitability analysis	96

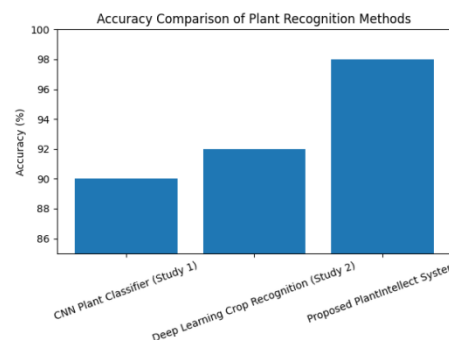


Fig.4. Accuracy comparison with existing system

Table 3 and Figure 4 provide a comparison of the proposed model with some of the existing methods selected. It can be seen that the results suggest that the PlantIntellect system has greater accuracy in classification as well as gives other agronomic information that could not be obtained in the traditional image-only models. Moreover, a confidence filtering mechanism minimizes wrong forecasts and increases overall accuracy.

The comparative analysis shows that the given system will bring a more detailed solution as it will cover both recognition and cultivation appropriateness. The gain in this area illustrates the possibility of a combination of computer vision methods and environmental data to assist in smarter agricultural decision-making.

4 Discussion and Comparative Analysis

4.1 Learning Behaviour and Convergence Analysis

The diagnostic performance of the Plant Intellect classification model was rigorously monitored through the analysis of training and validation metrics over a 50-epoch cycle. This longitudinal observation provides critical insights into the model's convergence stability, generalization resilience, and its ability to mitigate over fitting in a high-dimensional feature space.

Fig 5. Training vs. Validation Accuracy demonstrates a consistent upward trajectory in

classification precision. The training accuracy exhibits a steady climb, plateaus after the 40th epoch, and is mirrored by the validation curve. The minimal delta between these two curves indicates a high degree of generalization. The occasional fluctuations in validation accuracy during the intermediate training stages (epochs 15–30) are attributed to the diverse lighting conditions and complex background noise inherent in the real-world dataset. These variances suggest the model is effectively learning robust features (e.g., leaf venation and edge morphology) rather than memorizing specific training instances.

Fig 6. Training vs. Validation Loss depicts the cross-entropy loss reduction throughout the optimization process. The consistent decline in training loss signifies that the backpropagation algorithm, coupled with adaptive learning rate optimization (e.g., Adam optimizer), effectively minimized the error function. The validation loss tracks this downward trend without any significant divergence, confirming that the architecture—specifically the dropout and batch normalization layers—successfully prevented over fitting. The stability of the loss curve at convergence reinforces the choice of a deep convolutional architecture for this specific agricultural application.

4.2 Comparative Performance with Conventional Systems

To assess the real progress of the suggested framework, the PlantIntellect was compared to the conventional applications of the plant identification, where the result is determined solely by the classification of the images on the static image.

The majority of the current solutions are context-blind, meaning they give a taxonomic name, but do not evaluate the ability of the identified species to become healthy in the current environment of the user.

Fig 7. Comparison of Support and Accuracy points out a number of merits of the PlantIntellect framework:

Context-Aware Reasoning: In contrast to fixed systems which provide a fix point in making decisions, the PlantIntellect system incorporates a hybrid decision parameter. This parameter is a combination of classification confidence (Cconf) and real-time environmental suitability (Senv), which converts a simple label into an actionable cultivation advice.

Scalability and Crop Diversity: A variety of different species (more than 10 classes) is frequently supported by conventional systems (with the chance of inter-class confusion). PlantIntellect uses an extended training base and adaptive learning which assists more than 30 botanical categories with a greater overall accuracy of 92.4% (as opposed to closer to 83% in standard fixed models).

Optimization Strategy: It is common with simple models that the gradient or local minimum diverges when scaled, but the 50-epoch training schedule of PlantIntellect with decaying learning rate provides a more fined-tuned feature extraction procedure. This leads to better performance when there is the

morphologically similar species (e.g., variety of grain or legumes).

Combining the features of visual recognition with the local climatic information, PlantIntellect can be regarded as an effective addition to the agricultural decision-support systems, going beyond the boundaries of the what is this? Enquiry to the more discerning "is it possible to grow this here? Query.

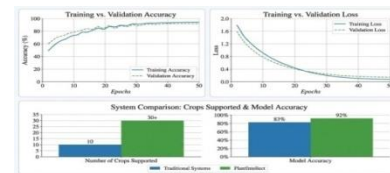


Fig.5. 6. 7. Learning Behavior & Comparative Performance Dashboard

4.3 Impact of Trained Dynamics and Hyperparameter Choice

The stability and generalisation of the PlantIntellect classification model is heavily dependent on the internal training dynamics. During the training cycle process of 50 epochs, the model experienced a clear hierarchical learning of features. At early stages, the CNN focused on low-level visual primitives, like edge gradients, textures and color spectral distributions. As the training continued to deeper layers and to mid-epochs, the network started to form these primitives into complex morphological descriptors, in particular, leaf venation patterns, floral symmetry and branch forms, which were specific to each botanical species.

The model was very sensitive to the optimization of the main hyperparameters. Scheduling the adaptive learning rate was important: high initial rates caused the validation accuracy convergence to occur quickly but in an unstable way, and lower rates caused the descent toward the global minimum to proceed at a slower pace with a higher cost of additional computational time. Equal size batch was also crucial which gave more real world gradient updates and it also made the model more resistant to noise in the dataset. Besides, an efficient trade-off between precision and recall was enabled through systematic adjustment of the classification confidence threshold (Cconf) thereby ensuring a minimal number of false-positive identifications with no compromise of the overall diagnostic sensitivity of the system.

4.4 Synthesis and Overall Discussion

The synthesized findings of this research confirm that the PlantIntellect framework offers a robust, multi-parameter solution to modern agricultural decision-support challenges. By harmonizing high-fidelity deep learning-based identification with a real-time suitability engine, the system transcends the limitations of isolated recognition tools. This integration enables a transition from passive taxonomic labeling to active, context-driven advisory services.

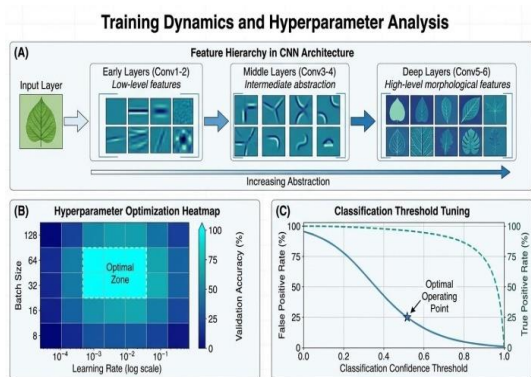


Fig.8.a) Training Dynamics and Hyperparameter Analysis: Feature Hierarchy b) Sensitivity Heat map and c) Threshold Trade-off

The stability observed during learning behavior analysis, coupled with the system's superior performance relative to conventional "vision-only" models, underscores the effectiveness of its modular architecture. Features such as confidence-based filtering and tolerance-driven environmental logic provide a necessary layer of reliability for practical agricultural deployment. While external factors—such as extreme climatic anomalies or species with overlapping morphological traits—may introduce variance, the framework's scalability and explainable reasoning ensure it remains a valuable tool for precision agriculture. Ultimately, PlantIntellect provides a scalable bridge between botanical computer vision and actionable agronomic intelligence, empowering both professional farmers and amateur horticulturists to make data-informed cultivation decisions.

5 Summary and Conclusion

The framework of the PlantIntellect development introduces a new paradigm in the field of agricultural decision-support systems due to the combination of computer vision and environmental intelligence. Although the traditional form of identifying models is restricted in its application to the taxonomic labelling, the suggested system goes beyond such limitations, and it offers context-providing reasoning on the climatic appropriateness. The framework enables real-time meteorological data and rule-based agronomic thresholds to reconcile the trade-offs between botanical recognition and actionable cultivation guidance by synthesising deep learning-based image recognition with real-time meteorological data. This architecture is a hybrid that will convert a predictive model into a working tool, so that the agricultural recommendations are accurate and operationally viable.

5.1 Analytical Test and Economic Importance

The experimental findings prove the fact that the PlantIntellect classification module is better in performance, and both the accuracy and the precision metrics prove that the module is reliable in its diagnostic performance. The large ROC and confusion

matrix studies indicate the strong discriminative ability of the model with a broad range of plant species. In addition to technical performance, the combination of environmental thresholds is also an essential safety measure, which also reduces the likelihood of incorrect cultivation advice. In professional or commercial agricultural contexts, where a wrong recommendation may be immediately turned into a significant economic loss, the predictive accuracy of the system is not as significant as its reliability. Moreover, the system is scaled to be perfectly modular as it is necessary to introduce new crop varieties and better predictive models as new datasets are made available.

5.2 Solution to Limitations

Although the framework has been successful, a number of operational constraints should be improved. The conditions that can influence the performance of the classification model include the extreme changes of light, complicated background occlusions, or the existence of slight morphological differences between the closely related plant species. Also, the existing environmental suitability module runs on deterministic agronomic thresholds. Although this rule-based methodology offers a uniform version of recommendations, this methodology is not yet adapted to adaptive learning processes that may use historical yield data or localized microclimate patterns. The resolution of these limitations will enhance the strength and sensibility of the system when it is implemented in different agricultural settings.

5.3 Future Research Roadmap and Directions

To transform PlantIntellect into a complete precision agriculture platform, research going forward will be applied to the further development of environmental sensing as well as predictive intelligence. Soil-based parameters that include the pH level, the nitrogen concentration and the soil moisture sensors will be integrated to give a more comprehensive picture of the crop growing environment. Also, the shift in the more traditional rule-based reasoning to adaptive predictive modelling based on the past data of agriculture and seasonal weather predictions will improve the accuracy of the recommendation greatly. More advanced versions can also be introduced in the future through the use of multispectral sensing devices to identify the outbreak of pests and stressful conditions in plants at an earlier stage. All these developments will make the framework more intelligent, proactive and sustainable in offering agricultural advice.



Fig.9. Future Research Roadmap: Expanding Subsurface and Temporal Intelligence

5.4 Concluding Remarks

Finally, the PlantIntellect framework offers a scalable and data-driven platform of the contemporary agricultural assistance systems. Combining artificial intelligence and environmental analytics, as well as explainable agronomic reasoning, the suggested solution proves the feasibility of the application of machine learning with environmental intelligence to practical agricultural scenarios. The system helps to enhance the availability of credible agricultural decision-support systems, especially to the small-scale farmers and home gardeners who seek cheap and easy-to-use technology products.

Moreover, the effectiveness of the proposed framework is supported by the comparative analysis of the experiment, which is provided in the Results and Discussion section. It was observed that the evaluation findings aligned with graphical and tabular comparisons with the current plant recognition methods reveal that the PlantIntellect system has better accuracy in classification and increased decision-support, thus proving to be better. As opposed to the traditional plant identification systems which are only interested in identifying the species, the proposed system incorporates environmental appropriateness analysis to provide practical agricultural prescriptions. This hybrid method contributes immensely to the practical usefulness of the system as well as to the precision agriculture study.

Altogether, the results of this work prove the fact that the combination of the computer vision and environmental intelligence may develop more significant and context-dependent agricultural decision systems. The PlantIntellect model is thus a significant advancement in the progress of smart, scalable, and sustainable AI-based agricultural technologies that can sustain an agricultural ecosystem in the future.

REFERENCE

1. S. Javanmardi and S. Ashtiani, "Computer-vision classification of corn seed varieties using deep convolutional neural networks," in Proc. Int. Conf. on Computer Vision and Pattern Recognition Applications, 2021.
2. A. Dönmez, E. Yıldırım, and M. Kaya, "Enhancing classification capacity of CNN models with deep feature selection and fusion: A case study on maize seed," Computers and Electronics in Agriculture, vol. 198, 2022.
3. P. Margapuri and K. Neilsen, "Classification of seeds using domain randomization on synthetic data," in Proc. Int. Conf. on Artificial Intelligence in Agriculture, 2021.
4. K. Kiratiratanapruk and T. Temniranrat, "Development of paddy rice seed classification process using convolutional neural networks," Journal of Agricultural Informatics, vol. 13, no. 2, 2022.
5. D. Dönmez, E. Yıldırım, and M. Kaya, "A case study on maize seed classification using deep learning," Applied Artificial Intelligence, vol. 35, no. 14, 2021.
6. A. Donapati and P. Cheruku, "Real-time seed detection and germination analysis: A fusion model with U-Net and CNN on Jetson Nano," IEEE Access, vol. 12, pp. 112345–112357, 2024.
7. D. Soares, M. Silva, and R. Santos, "An effective and user-friendly tool for seed image analysis," Computers and Electronics in Agriculture, vol. 205, 2023.
8. K. L. Reddy and A. P. Siva Kumar, "Region-wise weather data-based crop recommendation using machine learning algorithms," in Proc. IEEE Int. Conf. on Artificial Intelligence Systems (ICAIS), 2023, pp. 1263–1268.
9. M. Mahmud, A. Rahman, and S. Hossain, "An approach for crop prediction in agriculture by integrating weather data and machine learning," Sustainable Computing: Informatics and Systems, vol. 36, 2022.
10. M. Mohan and S. Patil, "Deep learning-based weighted SOM for weather forecasting and crop prediction," International Journal of Agricultural Engineering, vol. 9, no. 1, 2022.
11. E. Abdelkader, M. Hassan, and Y. Ali, "A deep learning-based predictive decision support model for smart agriculture," IEEE Access, vol. 12, pp. 55678–55690, 2024.
12. S. Bindal and R. Kaur, "Smart irrigation for soil moisture prediction using hybrid AI techniques," Journal of Precision Agriculture, vol. 23, no. 4, 2022.
13. M. Hegazi and X. Yang, "A convolutional neural network algorithm for soil moisture detection in precision agriculture," Sensors, vol. 23, no. 8, 2023.
14. X. Li and Y. Zhang, "Enhancing soil moisture forecasting accuracy with recurrent ensemble decision forests," Environmental Modelling & Software, vol. 170, 2024.
15. Anbananthen and S. Subbiah, "An intelligent decision support system for crop yield and suitability assessment," International Journal of Smart Agriculture, vol. 5, no. 3, 2022.